

1

Power Bank



# Contents

- 02、 Product Introduction
- 03、 Product Model and Specification
- 04、 Product Description
- 05、 Power Switch
- 06、 Charging Instructions
- 07、 Usb output
- 08、 Rotating Buckle and Protective Ring
- 09、 Metal Contact Output
- 10、 DC Block Output and Input Function
- 11、 Wireless Charging
- 12、 Mobile Phone Holder (selective)
- 13、 Attention
- 13、 Warranty and After-sales Service

# Product Introduction

Power Bank is a product that can provide electric energy for various devices. The body is equipped with Type-c, USB, DC, wireless charging, metal contacts and other input and output interfaces. It can output 5-12V voltage, 1A-10A wide current, USB output can supply power for various digital products, metal contacts can supply power for various series products developed by our company, and DC output with cigarette lighter adapter can charge various vehicle-mounted electrical appliances with power within 120W. Some models of Power Bank have wireless charging function at the top, which supports wireless charging for mobile phones with wireless charging function.

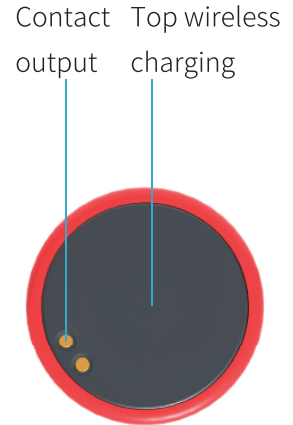

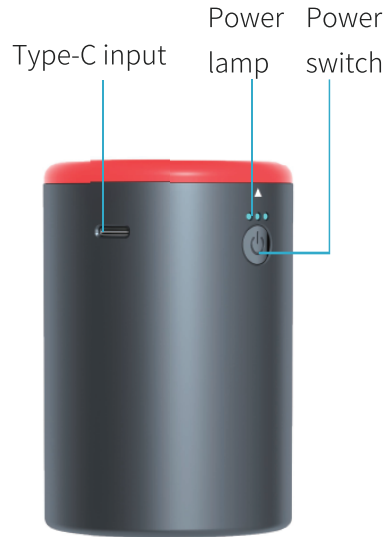
# Product Model and Specification

Parameters may change with product upgrade, please understand

	Basic edition	Professional Edition
Model	150	192B
Battery capacity	15000mAh	19200mAh
Wireless charging	None	15 W
Battery warning	Have	Have
DC socket output	None	Maximum support 12V/10A
USB output	None	5V/3A, 9V/2A,
Wire configuration	Type-C Universal Data Cable (5A)	Type-C Universal Data Cable (5A)
Charging mode	Type-C (Universal Interface)	Type-C (Universal Interface)
Product weight	About 355g	About 386g
Battery type	18650 - 2500mAh*6	18650 - 3200mAh*6
Product size	Diameter 65.5 mm * Height 95mm	

# Product Description

(Model: 152B, 192B)





# Power Switch

1. Standard mode is equipped with a power switch and a power indicator. Touch the power switch to power on, touch it again to shut down all circuits, and stand by for more than 30 minutes.
2. Three power indicators, each representing about 33.3% of the power from left to right. When charging, the indicators equal to the battery capacity will flash, and the three indicators will be on normally after the battery is fully charged!



# Charging Instructions

1. The power bank adopt Type-C charging interface, one Type-c charging cable is configured by default, which is the same as the Type-C charging port on the mobile phone. Users can use the mobile phone data cable with Type-C interface to charge, and the charging power is about 15W. The fast charging head of the mobile phone can improve the charging efficiency and shorten the charging time (For example, support output 5V=3A-5A, 9V=2A-2.5A, etc).
2. It is normal for the body and data line to heat up during charging.
3. Charging suggestion: You can replenish the battery at any time when the battery power is 5%-95%, and try to avoid recharging after the battery is exhausted. When you don't use it for a long time, if you can charge it occasional-



# USB Output

1. USB output supports a variety of mobile phone fast charging protocols, which can charge various digital products such as mobile phones with data cables.
2. The maximum output power is 22.5W, which supports different voltages such as 5V=3.4A, 9V=2A.



# Rotating Buckle and Protective Ring

The red protective ring is equipped with a rotating buckle inside, which can be combined with various series products to form an integrated body and provide electric energy for these products. When the rotating buckle is to be used, the red protective ring can be rotated and transferred away.



# Metal Contact Output

1. The top output contact of Power Bank is positive on the left and negative on the right. It can supply power to many products we produce
2. This output contact is designed to supply power for many series products developed by our company
3. When the power switch is turned on, please be careful not to place metal objects or conductive objects on these two contacts, so as not to cause short circuit and burn out the internal circuit board
4. When two contacts are supplying power to the product, it is normal to have heat



# DC Block Output and Input Function

The DC interface of Power Bank standard model is a single output interface with DC specification of 5525, and the maximum sustainable output is 12V voltage/about 8A current/about 100W power. If the cigarette holder adapter is selected, it can supply power to various vehicle-mounted device or small vehicle-mounted electrical appliances with power less than 100W by adapter.



# Wireless Charging


1. Some models of Power Bank are equipped with wireless charging function, and the output power is about 15W, which can support most mobile phones with wireless charging function in the market
2. When charging wirelessly, there will be fever at the top of the mobile phone and Power Bank, which is a normal phenomenon



# Mobile Phone Holder (selective)

When using Power Bank for wireless charging, it is recommended to purchase the special mobile phone holder produced by our company. When the Power Battery and the mobile phone holder are rotated and combined, they are put into the car cup seat, which can ensure that the mobile phone will not fall over during wireless charging during driving.

(The holder needs to be equipped with this product, which is suitable for various models below 6.7 inches)





# Attention

1. Do not disassemble or repair the Power Bank by yourself
2. Do not fall, knock or shake the Power Bank
3. Do not rain or immerse energy in water, and avoid long-term exposure to the sun
4. Do not store with inflammable and explosive materials.
5. The above matters may cause damage to batteries, circuit boards, chips and components.
6. Keep the product out of reach of children.

## Warranty and After-sales Service

1. This product strictly follows the provisions of the National Three Guarantees Law.
2. This product enjoys life-long service, the warranty period is one year, the warranty period free maintenance and replacement parts, beyond the warranty period to collect the corresponding maintenance and parts fees
3. Under the condition that the products and packaging are complete and do not affect the secondary sales, you can enjoy the 7-day return service without reason.
4. In case of non-human failure within 15 days of use, we will provide free replacement service.

---

### The following situations are not covered by freemaintenance

1. Failure or damage of products caused by failure to install, use, maintain and keep according to the requirements of the instruction manual
2. Exceeded the warranty and warranty replacement period
3. Change the inherent setting of the product without authorization or dismantle the machine for repair without authorization
4. Product failure or damage caused by unexpected factors or human behavior, such as inappropriate voltage input, high temperature, water inlet mechanical damage, falling and so on